



Guide
to
Registration Process
for Admission
to Courses
Under
Directorate of Open & Distance
Learning
Guru Nanak Dev University, Amritsar
Session : 2026-27

Help line no. 7696359389 (WhatsApp)

9.0 AM to 5.0 PM in working days

Email for any query : odl@gndu.ac.in

Steps for registration, creation of User ID and Password for admission

1. For admission the following steps are to be followed:

a. Creation of ABC ID (mandatory)

Step 01: Visit the DigiLocker Portal at <https://www.digilocker.gov.in/>

Click on the “Sign in” button on the top corner, if you are a new user → click on the “Sign up” button

Step 02: Fill all the requisite information as asked and set six-digit login PIN for additional security → hit the submit button

• Enter the OTP that was sent to the registered mobile and hit the “Submit”

Step 03: Signout and Sign in to the DigiLocker portal by entering the registered credentials.

• Enter the registered mobile number, followed by security PIN → verify OTP will be prompted → enter the OTP and hit the “Submit” button

Step 04: Once logged in, under the home page ->click the “Join Now” button of the Academic Bank of Credits banner → ABC (APAAR) ID creation window will pop up

Step: 05 Enter the requisite details and hit the “Get Document” button

• Name as per Aadhaar, Date of Birth and Gender would be prepopulated, you will have to enter the Admission Year, Identity Type, and Identity value and select your academic Institution from the drop-down window Under “Identify Type”, you have to select “Roll Number”, “Registration Number”, Enrolment Number or New Admission and enter its value

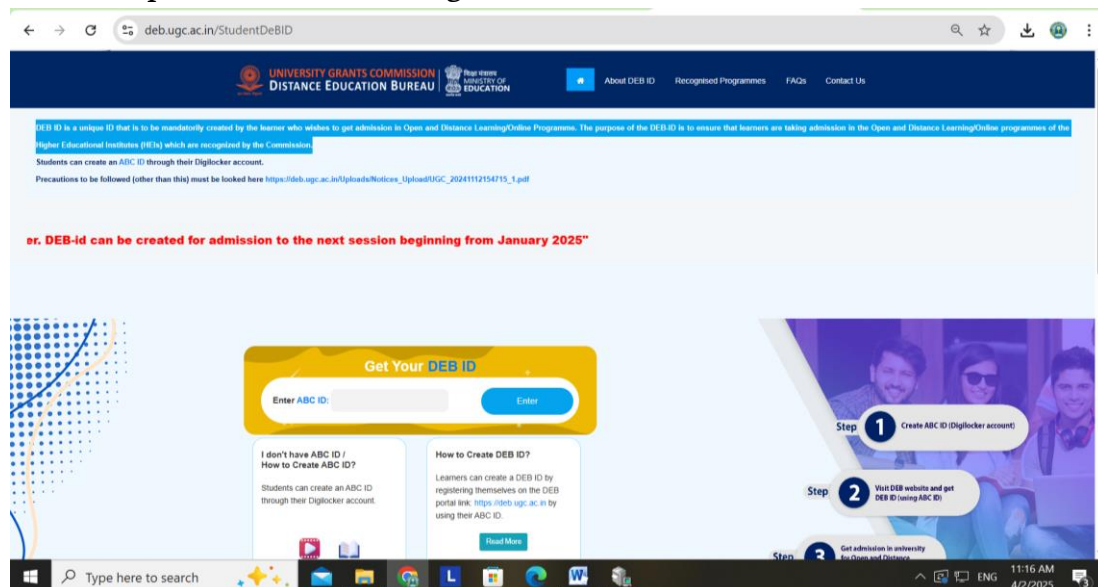
Step 06: Scroll and select your Institution Name and hit “Ok”, once you are satisfied with the entered information → Check the consent statement and click the “Get Document” button. A confirmation message stating that “Your request has been submitted” will be prompted next. • You will be redirected to the “Issued Documents” section immediately, where your ABC ID gets shown to you as under Step 07: Hit the download icon and a PDF of your ABC ID gets shown to you as under

b. Creation of UGC DEB ID (mandatory)

DEB ID is a unique ID that is to be mandatorily created by the learner who wishes to get admission in Open and Distance Learning/Online Programme. The purpose of the DEB-ID is to ensure that learners are taking admission in the Open and Distance Learning/Online programmes of the Higher Educational Institutes (HEIs) which are recognized by the Commission.

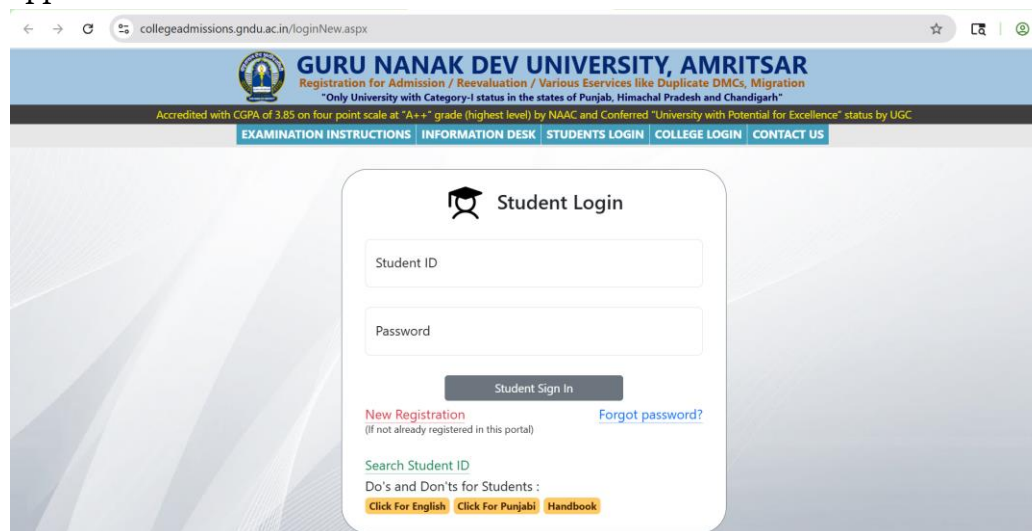
Handbook on Admission Process for Open & Distance Learning Courses under GNDU

- Step 1 : visit UGC DEB website <https://deb.ugc.ac.in/StudentDeBID>
- Step 2: Enter ABC ID to get DEB ID



c. Generation of login ID and password.

Login ID and password may be generated by visiting <https://collegeadmissions.gndu.ac.in/loginNew.aspx> and Upon entering basic details, a unique login ID and password will be generated for future use. SMS/e-mail shall be sent to the registered mobile number/e-mail ID of the applicant.



IF any student have already registered with GNDU previously, MUST USE the previous unique login ID and password, if any already registered student create new unique id, he/she would be liable to pay the fine as per university rules. For recovery of previous unique login ID, contact Directorate personally or by sending email (odl@gndu.ac.in).

Handbook on Admission Process for Open & Distance Learning Courses under GNDU

- d. **Registration:** For Online registration visit <http://online.gndu.ac.in>> Admissions > Open & Distance Admissions or <http://odl.gndu.ac.in/>> New Registration or [click here](#). Online registration is compulsory. Each applicant has to register at <http://online.gndu.ac.in> or <http://odl.gndu.ac.in/>) by entering the unique login ID and a password generated at step (a) above

The image displays two screenshots of the GNDU website. The top screenshot shows the main website with navigation menus and a banner for the MAKA Trophy. The bottom screenshot shows the 'Student Login' form on the 'odl.gndu.ac.in/studentlogin.aspx' page, which includes fields for Student ID and Password, a 'CLICK HERE TO SUBMIT' button, and links for 'Create ABC ID', 'Create DEB ID', 'Click Here for New Registration', and 'Forgot Password?'.

(i) Online registration can be made by filling in the necessary information in the form and payment of the registration fee for **each** course for which admission is sought.

(ii) Registration fee of **Rs. 590/-** (for General Category) and (**Rs. 295/-** for SC/ST Category) for each course may only be paid through online mode (Credit Card/Debit Card/Net Banking) following the instructions during registration.

(iii) During Registration Process, it is **MANDATORY** to enter Aadhaar Information of the concerned student/applicant.

Handbook on Admission Process for Open & Distance Learning Courses under GNDU

- e. **Application form:** After registration, the application form may be filled in using login details generated at step (a) [click here](#). The dates of online application form submission may be seen in the "Admission Schedule [session 2026-2027](#)".
- After clicking on **click here for registration** You will then be welcomed at **Punjab College Admission Portal**

The screenshot shows the registration form for Guru Nanak Dev University, Amritsar. The form is titled "Enter Unique Detail" and includes the following fields:

- Email ID (Personal): [Text Input]
- Aadhaar No: [Text Input] (Enter 99999999999 in Aadhaar No for Foreign Student Only)
- ABC ID (Academic Bank of Credits): [Text Input] (Click here to generate New ABC (Academic Bank of Credits) ID, ABC ID is compulsory for current students, Wrong ABC ID may be liable to penalty)

Below the fields, there is a dropdown menu labeled "Select Choice" with a downward arrow. A red warning message states: "Select 'Yes' if you have already studied/studying any degree, diploma, certificate etc from GNDU or its affiliated college or centre etc. **If you already have studentid and password do not register again. Duplicate student id generation will liable to penalty of Rs. 500/-**".

At the bottom, there is contact information for private-admission problems and college-admission problems, including phone numbers and email addresses.

- If you have pursued your education from GNDU and are already registered with GNDU, Select first option 'Already Registered Student of G.N.D.U.' and fill in required details.

The screenshot shows the "Search Particulars" form for Guru Nanak Dev University, Amritsar. The form is titled "Search Particulars" and includes the following fields:

- Enter Latest University Roll No. (Eleven Digits - Not Starting With 9): [Text Input]
- OR
- Enter University Registration No. (e.g. 2001.ABC/A.123456): [Text Input]
- OR
- Search using particulars (You have to give minimum two starting characters of each column):
 - Name: [Text Input]
 - Father Name: [Text Input]
 - Mother Name: [Text Input]

Below the fields, there are two buttons: "Search Details" and "Home".

At the bottom, there is contact information for private-admission problems and college-admission problems, including phone numbers and email addresses.

- If you have just qualified/passed the 10+2 examination or have pursued your higher education from some other University, Select 'From other Board/University' option and

Handbook on Admission Process for Open & Distance Learning Courses under GNDU

fill in required details accurately. Students, who have already registered with GNDU (qualified the Graduate/Post Graduate Degree/Diploma/PG Diploma from GNDU) will select the option 'Already Registered Student of G.N.D.U.'.

In case of any Private-Admission problem, Contact us (From Monday to Friday (Working Days) Between 9A.M. to 5P.M.) 0183-2258802 to 09 (ext. 3062, 3063, 3064, 3065), 9501348899, 7009294600, 6054668054, 9501113713 or email us at helpdesk.gndueexam@gmail.com
In case of any College-Admission problem, Contact us (From Monday to Friday (Working Days) Between 9A.M. to 5P.M.) 0183-2258802 to 09 (ext. 3016), 9655504507, 7986788065, 7347625535, 8559010309 or email us at helpdesk@gndu.ac.in

- After you have filled in your details and uploaded your passport size picture & signatures (in jpg format bearing file size not more than 20kb). You will be redirected to your registration page. (see pic for example)

Student ID:	20180	Name:		Gender:	
Father Name:		Mother Name:		Marks (%age):	
Regn. No.:		E-mail:	@gmail.com	Mobile:	8146

Now, you need to click on 'Open and Distance Learning Admission' tab on left side.

-

Guru Nanak Dev University, Amritsar
REGISTRATION FORM

Home

College Admission (Regular)

Open and Distance Learning Admission

Private/Reappear Admission

Apply for Special Chance

Apply for Improvement Special Chance

Logout

Student Details
(Student should check his/her dashboard regularly for any latest information/status)

Student ID: 20180... Name: ... Gender: ...

Father Name: ... Mother Name: ... Marks (%age): ...

Regn. No.: ... E-mail: ..._gmail.com Mobile: 8146...

Click on -Select- to select class.

Click Here to Apply for Course under ODL Mode.

Print Form Pay Online Print Challan Print Admit Card Print Practical Admit Card

Transaction Details

- Enter your Login/Student ID and Password you just registered and click on 'Click here to submit' button.

Student Login Form

Student ID

Password

[CLICK HERE TO SUBMIT](#)

[Click Here for New Registration](#)

- At the student page, click on 'Apply for Course' option (as shown below)

Handbook on Admission Process for Open & Distance Learning Courses under GNDU



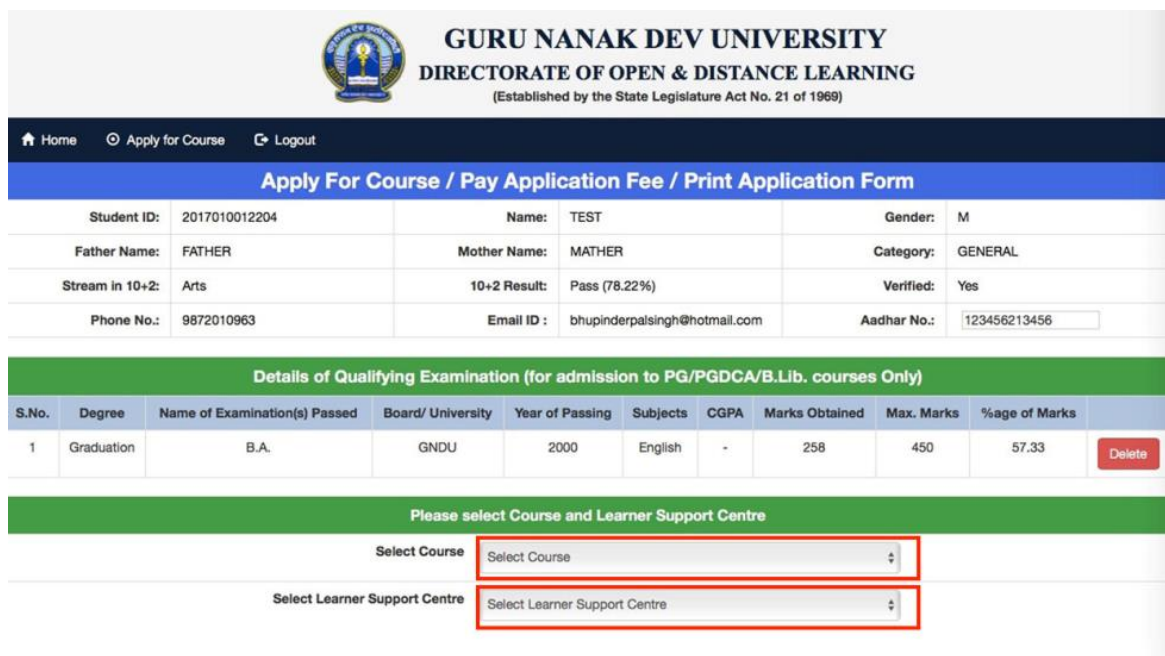
GURU NANAK DEV UNIVERSITY
DIRECTORATE OF OPEN & DISTANCE LEARNING
(Established by the State Legislature Act No. 21 of 1969)

Home Apply for Course Logout

Your Details (2017010012204)

Name	TEST	Father's Name	FATHER	Mother's Name	MATHER
Gender	Male	Mobile No.	9872010963	Email-ID	bhupinderpalsingh@hotmail.com
Address: 48					

- Select the course by clicking on the ‘**Select Course**’ tab and choose an option from the drop down list. Similarly, choose the Learner Support Centre, by clicking on the ‘**Select Learner Support Centre**’. After choosing the options, click on the ‘**Add Course**’ tab.



GURU NANAK DEV UNIVERSITY
DIRECTORATE OF OPEN & DISTANCE LEARNING
(Established by the State Legislature Act No. 21 of 1969)

Home Apply for Course Logout

Apply For Course / Pay Application Fee / Print Application Form

Student ID:	2017010012204	Name:	TEST	Gender:	M
Father Name:	FATHER	Mother Name:	MATHER	Category:	GENERAL
Stream in 10+2:	Arts	10+2 Result:	Pass (78.22%)	Verified:	Yes
Phone No.:	9872010963	Email ID :	bhupinderpalsingh@hotmail.com	Aadhar No.:	<input type="text" value="123456213456"/>

Details of Qualifying Examination (for admission to PG/PGDCA/B.Lib. courses Only)

S.No.	Degree	Name of Examination(s) Passed	Board/ University	Year of Passing	Subjects	CGPA	Marks Obtained	Max. Marks	%age of Marks	
1	Graduation	B.A.	GNDU	2000	English	-	258	450	57.33	Delete

Please select Course and Learner Support Centre

Select Course

Select Learner Support Centre

- The course(s) would be added to the ‘List of Courses Applied and Application Fee Status’.
Click on the “**Pay Application Fee**” tab to pay the fee. (as shown below)

Handbook on Admission Process for Open & Distance Learning Courses under GNDU

Home Apply for Course Logout

Apply For Course / Pay Application Fee / Print Application Form

Student ID:	2017010012204	Name:	TEST	Gender:	M
Father Name:	FATHER	Mother Name:	MATHER	Category:	GENERAL
Stream in 10+2:	Arts	10+2 Result:	Pass (78.22%)	Verified:	Yes
Phone No.:	9872010963	Email ID :	bhupinderpalsingh@hotmail.com	Aadhar No.:	123456213456

You are applying for B. Com. (ODL) at G. N. D. UNIVERSITY COLLEGE, JALANDHAR .
Please read eligibility and other information before applying for the course.

Select Course: B. Com. (ODL)

Select Learner Support Centre: G. N. D. UNIVERSITY COLLEGE, JALANDHAR

[Add Course](#) [Cancel](#)

List of Courses Applied and Application Fee Status

S.No.	Application ID	Course Name	Study Centre Name	Application Fee Due	Payment Status	Payment Details (if paid)
1	201701001220419	B. Com. (ODL)	G. N. D. UNIVERSITY COLLEGE, JALANDHAR	500	Pending	Pay Application Fee Delete Record

- The following window will open up. Choose the payment options from the left of your screen and fill the details. Click on the “**Make Payment**” tab, you would be directed to a new window to complete the payment process.


Credit Card >

Debit Card

Debit Card + ATM PIN

Internet Banking

Pay by Credit Card

VISA  RuPay

Card Number: Enter card number


Expiration Date: Month Year CVV/CVC

Card Holder Name: Enter card holder name

[Make Payment](#) [Cancel](#)

Merchant Name: Guru Nanak Dev university

Payment Amount: ₹ 500.00



Handbook on Admission Process for Open & Distance Learning Courses under GNDU

AXIS BANK

Date : 09 Jul 2018
 Card Number : XXXX XXXX XXXX 5014
 Merchant Name : GNDU
 Amount : ₹ 260.00

Authenticate the Transaction Using the Below Options

MasterCard SecureCode | OTP (One Time Password)

Password

SUBMIT

Forgot Password? Click Here

This screen will automatically timeout after 180 seconds.

MasterCard SecureCode | Powered by ifinity

- Once the payment has been made, the “**Payment Status**” would change and the details of the transaction would be displayed in the “**Payment Details**” section. Click on the “**Print Application Form**” tab to print the same.

You are applying for B. Com. (ODL) at G. N. D. UNIVERSITY COLLEGE, JALANDHAR .
 Please read eligibility and other information before applying for the course.

Select Course: B. Com. (ODL)

Select Learner Support Centre: G. N. D. UNIVERSITY COLLEGE, JALANDHAR

Add Course Cancel

List of Courses Applied and Application Fee Status

S.No.	Application ID	Course Name	Study Centre Name	Application Fee Due	Payment Status	Payment Details (if paid)	
1	201701001220419	B. Com. (ODL)	G. N. D. UNIVERSITY COLLEGE, JALANDHAR	500	Pending	Pay Application Fee	Delete Record
2	201701001220420	B. Lib. (ODL)	G. N. D. UNIVERSITY COLLEGE, JALANDHAR	500	Success	Deposit ID: 19331810009 Transaction No.: NHMP6460669145 Transaction Date: 06-07-2018 19:36:46 Amount Deposited: 500	Print Application Form

- Fee deposit date(s) is from **14-04-2026 and onwards**. For further information, kindly refer to the admission schedule made available in this prospectus, Admission Schedule may also be found on Directorate’s website <http://odl.gndu.ac.in/>. Submission of hard copy of Documents, Application Form, Fee Receipts, etc. will be held at concerned relative appropriate college of this prospectus, where admission

has been sought by the candidate or at Directorate office at Guru Nanak Dev University, Amritsar.

- 3. Each Candidate needs to visit either the Directorate office at Guru Nanak Dev University, Amritsar Campus, or college (where he/she has sought admission) with the following supporting documents for taking on spot admission or at the time of centralized counseling to be held at Directorate of Open and Distance Learning, GNDU, Amritsar :-**
- a. A printed version of the online application form
 - b. Counseling Proforma
 - c. Two passport size photos
 - d. Original copy of all DMCs, degree (10th, 12th, Graduation (if applicable), Post Graduation (if applicable) and plus one set of Photocopy as per eligibility criteria
 - e. Matriculation or equivalent examination certificate bearing testimony to date of birth;
 - f. Detailed marks card of the qualifying examination.
 - g. Two recent passport size photographs. Photographs must be pasted on the Form with glue (Please **DO NOT** use staple pins).
 - h. Reservation certificate as applicable
 - i. Residence certificate wherever applicable.
 - j. Copy of Aadhaar Card (issued by UIDAI, Govt. of India)
 - k. Any other documents (if applicable)

Notes:

- Candidate after successful submission of application form on ODL website can visit to Directorate office at GNDU campus or any of the learning support centre(s) as specified in prospectus with original copy of above mentioned documents for on spot admission and paying the fee. Students can also attend the centralized counselling for taking the admission as per schedule specified.
- Candidates, who have passed the qualifying examination from University/Institution other than GNDU, shall be required to submit a migration and eligibility certificate after admission as per university rules within a specified period.
- Candidates seeking admission in various courses under the ODL programme, who have passed their lower examination with lateral entry and distance education programme, will have to get an equivalency certificate from the University before finalizing the provisional admission.
- The courses of study, duration of courses, the medium of instruction and examination, mode of the examination unless otherwise specified, shall be the same as specified on ODL syllabus (odl.gndu.ac.in).

- The Courses under the Directorate of Open & Distance Learning will be governed by the University Ordinances for Open & Distance Learning Mode available on ODL website (odl.gndu.ac.in).
- Examination pattern is the **Credit Based Semester System** as per the University Ordinances for Open & Distance Learning (ODL) Mode.
- If the number of candidates seeking admission to a course is not adequate (minimum of 30 candidates in case of UG/PG courses and 20 in case of Certificate/Diploma courses) or due to administrative or other reasons, the University may decide not to offer the course. In this case, an application fee of Rs. 590/ Rs. 295 is not refundable and the remaining submitted fee is refundable as per University policy and rules.
- Personal Contact Programme and end-term theory examination will be as per the administrative decision of the University.